

# FRANKE WORKTOPS

Product Guide



*Make  
it  
Wonderful*

**FRANKE**





# Index

Franke Worktops Introduction .....	03
Advantages of Franke Worktops .....	05
<b>FRANKE SOLID SURFACE .....</b>	<b>07</b>
Franke Solid Surface Properties .....	10
Franke Solid Surface Colour Range.....	12
<b>FRANKE QUARTZ SURFACE.....</b>	<b>15</b>
Franke Quartz Surface Properties.....	18
Franke Quartz Surface Colour Range.....	20
<b>FRANKE STONE SURFACE BY LAPITEC® .....</b>	<b>21</b>
Franke Stone Surface by Lapitec® Properties.....	24
Franke Stone Surface by Lapitec® Finishes.....	25
Franke Stone Surface by Lapitec® Colour Range.....	26
How to clean your Franke Worktops .....	29
Warranties .....	29

# Franke Worktops

Franke, the world leader in intelligent kitchen solutions.

Franke worktops offer a wide range of high quality worktop materials, with a comprehensive collection of colours.





## FRANKE SOLID SURFACE

Solid Surface Worktops available in 59 colours represent unlimited creativity designed for seamless worktops. Thanks to their non-porous composition, worktops made of Franke Solid Surfaces are easy to care for, impact-resistant and hygienic. **See page 7**



## FRANKE QUARTZ SURFACE

Whether in matt or glossy finish, the Franke worktops made of Quartz is an easy-care surface. A glass sealant makes it odour and taste-neutral. In addition, the high-quality worktops are light-resistant, resistant to discolouration, and easy to clean. All in all, important benefits for ideal convenience and hygiene in food preparation. **See page 15**




## FRANKE STONE SURFACE BY LAPITEC®

Whether exceptionally smooth like the Lux and Satin collection, or rougher like Vesuvio, this premium collection attracts the eye with the power of texture. Suitable for both indoor and outdoor applications, they are all anti-bacterial and easy to clean. **See page 21**

## Advantages of Franke Worktops

Franke's experience and innovative power translate into tangible benefits for the customer.

By focusing on high quality materials and unique properties, Franke Worktops provide excellent performances in all relevant areas.



Hygienic and Antibacterial



Fit for Food



Impact Resistant



Non Porous



UV Resistant



Heat Resistant



Colourful and Durable



Easy to Clean







FRANKE SOLID SURFACE



# Franke Solid Surface

Solid Surface Worktops are available in 59 colours allowing for unlimited creativity and design for seamless worktops. Thanks to their non-porous composition, Franke Solid Surface by Lapitec® material is easy to care for, impact-resistant and hygienic.

## SPECIFICATION:

Franke Solid Surface... Colour (Please Specify) manufactured of 100% Acrylic and resistant to impact, heat and bacteria with a water absorption coefficient of 0.034% (24hrs). 12mm sheets and specific weight 1.76 kg/dm³. Can be joined seamlessly and thermoformed into various shapes. Material to have a flexural strength of a 10,000 psi and weatherability with no change - 1000 hours. The surface must be NSF, FSC, and Greenguard Gold certified.

## FEATURES & BENEFITS:


- **Freedom in Design:** Franke Solid Surface material is a homogenous, non-porous material which consists of a mixture of natural minerals and acrylic resins. It ideally combines practicality with endurance and elegance, while offering absolute freedom in designing the kitchen and the bathroom according to your personal preferences.
- **Easy to Clean:** Franke Solid Surface material is resistant to both organic and inorganic solvents, to disinfectants and detergents. It is extremely easy to clean, while it preserves the feature of its surface unharmed.
- **Hygienic:** The lack of pores in Franke Solid Surface material, ensures optimum hygiene and antibacterial protections, as it resists penetration into the material and the creation of bacteria hotspots.
- **Non-Porous:** Franke Solid Surface material is highly resistant to stains, as its non-porous synthesis does not allow colourants to penetrate and deform the material.
- **Fit for Food:** Franke Solid Surfaces is certified by the International Independent Organization NSF for its use in places where food is being prepared.
- **Seamless:** Franke Solid Surface material is easily thermoformed according to the contemporary standard applications of architecture and design without any visible joints.
- **Colour Preservation:** The colours and patterns of the surfaces infiltrate the whole material to its core. That is why it remains unaffected by UV radiation, while maintaining its colour and finish.
- **Renewable:** The material is durable to frequent use. However, if needed, it can also be easily repaired, in order to regain its initial beauty.
- **Certified:** Franke Solid Surface material complies with the standards of the following certifications: ISO 9001 / 14001, Greenguard by AQS, SGS by ANSI and & NEMA.

## APPLICATIONS:



### KITCHEN

Kitchen Top, Wall, Shelf, etc.



### BATHROOM

Bathtub, Sink Bowl, Wall, Shelf, etc.




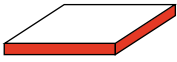



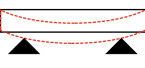


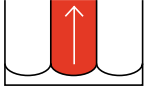





### COMMERCIAL

Table top, Bank Counter Interior, etc.

## CERTIFICATION:



# Franke Solid Surface Properties


PROPERTIES		STANDARD APPLIED	VALUES
	Size	EN 14617-16	3,680 x 760mm
	Thickness	EN 14617-16	12mm
	Specific Weight	EN 14617-1 ASTM C97	1.76 kg/dm <sup>3</sup>
	Coefficient of Linear Thermal Expansion	ASTM D 696	3,5 x 10 <sup>-5</sup> °C
	Stain Resistance Pass	41 ANSI Z 124	rating 41
	Flexural Strength	ASTM D 790	10,000 psi
	Hygienic	N/A	Hygienic
	Impact Resistance	EN 14617-9	1.74
	Water Absorption	ASTM D570	0.034% (24 hour)
	Smoke Density	ASTM E 84	<25
	Boiling Water Resistance	NEMA LD-3	No change
	Flame Spread	ASTM E 84	0-25
	Fire Reaction	EN 13501-1	A1
	Radiant Heat Resistance	N/A	No visual effect

# Franke Solid Surface Further Properties

PROPERTIES	STANDARD APPLIED	VALUES
Colour Stability	NEMA LD-3	No-change - 200 hrs
Thermal Resistance	NEMA LD-3	No change
Boiling Water Resistance	NEMA LD-3	No change
Stain Resistance	41 ANSI Z 124	pass rating
Food Zone Acceptability	NSF 51	Accepted / Listed
Fungi and Bacteria	ASTM G21	No Growth
Specific Gravity Solid Colours	N/A	1.74
Specific Gravity other Colours	N/A	1.69
Wear & Cleanability	ANSI Z 124.3 & Z 124.6	Pass
Flammability	UBC 8-1	Class 1
Flame Spread	ASTM E 84	0-25
Smoke Density	ASTM E 84	<25
Radiant Heat Resistance	N/A	No Visual effect
Production Method	N/A	Continuous casing
ISO 9002	N/A	Yes
ISO 14001	N/A	Yes
Water Absorption Coef.	ASTM D570	0.03% (24hrs) 1/2" Sheets
Hardness Test	ASTM D785	92 Rockell M scale
Hardness Test	ASTM D2583	63 Barcol Impressor
Pencil Hardness (HRM)	KS D 6711	92
Izod Impact Strength	ASTM D256	.26 ft-lbs/in of notch
Tensile Strength	ASTM D-638	6500 psi
Tensile Modulus	ASTM D-638	1.4x10 <sup>6</sup> psi
Ball Drop	NEMA LD-3	>125" 1/2lb steel ball
Flexural Strength	ASTM D 790	10000 psi
Flexural Elastic Modulus	ASTM D 790	1.30x10 <sup>5</sup>
Elongation	ASTM D638	0.73%
Thermal Expansion Coef.	ASTM D 696	(°C) 3.5x10 <sup>-5</sup>
Weatherability	ASTM D 1499	no change - 1000 hours
Gloss (60 gardner)	NEMA LD-3	-

# Colour Range

Franke Solid Surfaces offer absolute freedom in design and are available in 59 colours to highlight your aesthetic proposal in the best possible way.



**SOLID SURFACE PURE WHITE**

Sheet Size: 3680 x 760 x 12mm

Finish: As Required

FSA Code: **1050001**



**SOLID SURFACE NATURAL WHITE**

Sheet Size: 3680 x 760 x 12mm

Finish: As Required

FSA Code: **1050002**



**SOLID SURFACE LATTE**

Sheet Size: 3680 x 760 x 12mm

Finish: As Required

FSA Code: **1050003**




**SOLID SURFACE AMARETTO**

Sheet Size: 3680 x 760 x 12mm

Finish: As Required


FSA Code: **1050004**




**SOLID SURFACE ALPIN WHITE**

Sheet Size: 3680 x 760 x 12mm

Finish: As Required


Non Stock Item 



**SOLID SURFACE EVER WHITE**

Sheet Size: 3680 x 760 x 12mm

Finish: As Required


Non Stock Item 




**SOLID SURFACE TOUCH OF GREY**

Sheet Size: 3680 x 760 x 12mm

Finish: As Required


Non Stock Item 




**SOLID SURFACE BEIGE**

Sheet Size: 3680 x 760 x 12mm

Finish: As Required

Non Stock Item 




**SOLID SURFACE STONE TAUPE**

Sheet Size: 3680 x 760 x 12mm

Finish: As Required

Non Stock Item 




**SOLID SURFACE DUSTY BROWN**

Sheet Size: 3680 x 760 x 12mm

Finish: As Required

Non Stock Item 




**SOLID SURFACE ONYX BLACK**

Sheet Size: 3680 x 760 x 12mm

Finish: As Required

Non Stock Item 



**SOLID SURFACE CEMENT GREY**

Sheet Size: 3680 x 760 x 12mm

Finish: As Required

Non Stock Item 



**SOLID SURFACE SCARLET RED**

Sheet Size: 3680 x 760 x 12mm

Finish: As Required

Non Stock Item 




**SOLID SURFACE WARM YELLOW**

Sheet Size: 3680 x 760 x 12mm

Finish: As Required

Non Stock Item 



**SOLID SURFACE CRYSTAL WHITE**

Sheet Size: 3680 x 760 x 12mm

Finish: As Required

Non Stock Item 



**SOLID SURFACE MARONNE BROWN**

Sheet Size: 3680 x 760 x 12mm

Finish: As Required

Non Stock Item 




**SOLID SURFACE TANGY ORANGE**

Sheet Size: 3680 x 760 x 12mm

Finish: As Required

Non Stock Item 




**SOLID SURFACE CRYSTAL AQUA**

Sheet Size: 3680 x 760 x 12mm

Finish: As Required

Non Stock Item 




**SOLID SURFACE CRYSTAL ROSE**

Sheet Size: 3680 x 760 x 12mm

Finish: As Required

Non Stock Item 



**SOLID SURFACE CRYSTAL LEMON**

Sheet Size: 3680 x 760 x 12mm

Finish: As Required

Non Stock Item 

# Colour Range




**SOLID SURFACE MORNING MIST**

Sheet Size: 3680 x 760 x 12mm

Finish: As Required

Non Stock Item 

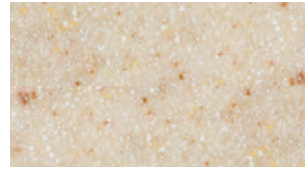


**SOLID SURFACE NIGHT MIST**

Sheet Size: 3680 x 760 x 12mm

Finish: As Required

Non Stock Item 




**SOLID SURFACE COFFEE BEIGE**

Sheet Size: 3680 x 760 x 12mm

Finish: As Required

Non Stock Item 




**SOLID SURFACE FOGGY WHITE**

Sheet Size: 3680 x 760 x 12mm

Finish: As Required

Non Stock Item 




**SOLID SURFACE MIDNIGHT BLACK**

Sheet Size: 3680 x 760 x 12mm

Finish: As Required

Non Stock Item 

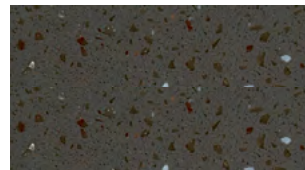


**SOLID SURFACE SANDED BROWN**

Sheet Size: 3680 x 760 x 12mm

Finish: As Required

Non Stock Item 



**SOLID SURFACE SANDED BASALT**

Sheet Size: 3680 x 760 x 12mm

Finish: As Required

Non Stock Item 



**SOLID SURFACE CREAM BEIGE**

Sheet Size: 3680 x 760 x 12mm

Finish: As Required

Non Stock Item 



**SOLID SURFACE CINNAMON BEIGE**

Sheet Size: 3680 x 760 x 12mm

Finish: As Required

Non Stock Item 



**SOLID SURFACE PARADISE GREEN**

Sheet Size: 3680 x 760 x 12mm

Finish: As Required

Non Stock Item 



**SOLID SURFACE ULTRAMARINE**

Sheet Size: 3680 x 760 x 12mm

Finish: As Required

Non Stock Item 



**SOLID SURFACE CRYSTAL MINT**

Sheet Size: 3680 x 760 x 12mm

Finish: As Required

Non Stock Item 



**SOLID SURFACE MILK GROTTA**

Sheet Size: 3680 x 760 x 12mm

Finish: As Required

Non Stock Item 



**SOLID SURFACE AMBER GOLD**

Sheet Size: 3680 x 760 x 12mm

Finish: As Required

Non Stock Item 



**SOLID SURFACE SANDED BEIGE**

Sheet Size: 3680 x 760 x 12mm

Finish: As Required

Non Stock Item 



**SOLID SURFACE FOSSIL MARBLE**

Sheet Size: 3680 x 760 x 12mm

Finish: As Required

Non Stock Item 



**SOLID SURFACE FOSSIL SAND**

Sheet Size: 3680 x 760 x 12mm

Finish: As Required

Non Stock Item 



**SOLID SURFACE FOSSIL OPAL**

Sheet Size: 3680 x 760 x 12mm

Finish: As Required

Non Stock Item 




**SOLID SURFACE FOSSIL TIRAMISU**

Sheet Size: 3680 x 760 x 12mm

Finish: As Required

Non Stock Item 

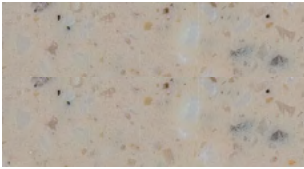


**SOLID SURFACE FOSSIL MONTAGNE**

Sheet Size: 3680 x 760 x 12mm

Finish: As Required

Non Stock Item 

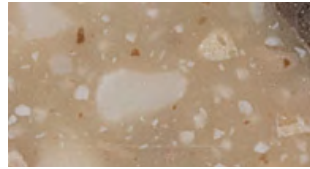


**SOLID SURFACE FOSSIL PAPYRUS**

Sheet Size: 3680 x 760 x 12mm

Finish: As Required

Non Stock Item 

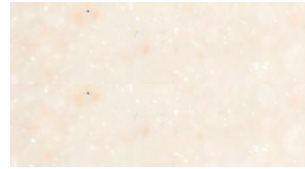


**SOLID SURFACE WHEAT MOSAIC**

Sheet Size: 3680 x 760 x 12mm

Finish: As Required

Non Stock Item 

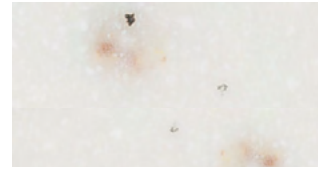


**SOLID SURFACE STONED SAND**

Sheet Size: 3680 x 760 x 12mm

Finish: As Required

Non Stock Item 




**SOLID SURFACE FOSSIL ESPRESSO**

Sheet Size: 3680 x 760 x 12mm

Finish: As Required

Non Stock Item 

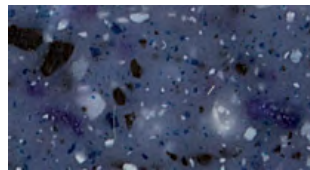


**SOLID SURFACE FOSSIL MIDNIGHT**

Sheet Size: 3680 x 760 x 12mm

Finish: As Required

Non Stock Item 



**SOLID SURFACE NAVY MOSAIC**

Sheet Size: 3680 x 760 x 12mm

Finish: As Required

Non Stock Item 



**SOLID SURFACE SANDED MOSAIC**

Sheet Size: 3680 x 760 x 12mm

Finish: As Required

Non Stock Item 




**SOLID SURFACE GREY MOSAIC**

Sheet Size: 3680 x 760 x 12mm

Finish: As Required

Non Stock Item 



**SOLID SURFACE ALPIN MOSAIC**

Sheet Size: 3680 x 760 x 12mm

Finish: As Required

Non Stock Item 




**SOLID SURFACE FOSSIL CLAY**

Sheet Size: 3680 x 760 x 12mm

Finish: As Required

Non Stock Item 



**SOLID SURFACE SMOKED MOSAIC**

Sheet Size: 3680 x 760 x 12mm

Finish: As Required

Non Stock Item 



**SOLID SURFACE FOSSIL SAVANAH**

Sheet Size: 3680 x 760 x 12mm

Finish: As Required

Non Stock Item 




**SOLID SURFACE FOSSIL OAT**

Sheet Size: 3680 x 760 x 12mm

Finish: As Required

Non Stock Item 



**SOLID SURFACE FOSSIL MOON**

Sheet Size: 3680 x 760 x 12mm

Finish: As Required

Non Stock Item 



**SOLID SURFACE FOSSIL COPPER**

Sheet Size: 3680 x 760 x 12mm

Finish: As Required

Non Stock Item 




**SOLID SURFACE MIDNIGHT MOSAIC**

Sheet Size: 3680 x 760 x 12mm

Finish: As Required

Non Stock Item 




**SOLID SURFACE FOSSIL POWDER**

Sheet Size: 3680 x 760 x 12mm

Finish: As Required

Non Stock Item 



**SOLID SURFACE SANDED GREY**

Sheet Size: 3680 x 760 x 12mm

Finish: As Required

Non Stock Item 



**SOLID SURFACE ARGENT MOSAIC**

Sheet Size: 3680 x 760 x 12mm

Finish: As Required

Non Stock Item 